



RED Link Industry Guide- How to post Work Opportunities



Step 1:


Go to www.redlink.ca and click on the login button



Strengthening relationships between Industry and Membership

HOME ABOUT US MEMBERSHIP EVENT CALENDAR CONTACT US DOING BUSINESS IN THE RMWB INDUSTRY PARTNERS USER GUIDES

OUR MEMBERS




[CLICK HERE >](#)

RED LINK PARTNERS

RED Link combines the strengths of three business organizations to present a unified perspective to industry and design engineering firms of the business acumen in the Regional Municipality of Wood Buffalo


[READ MORE >](#)

INDUSTRY LOGIN



[SIGN IN >](#)

MEMBER LOGIN



[SIGN IN >](#)

WELCOME TO RED LINK



Step 2:

Enter your username and password.

- “ If you are a new Member, this information will be emailed to you from the **RED Link** office.
- “ If you are an already existing Member and you have forgotten the login, simply click on “Forgot your password?” and follow the steps.

HOME	ABOUT US	MEMBERSHIP	EVENT CALENDAR	DOING BUSINESS IN THE RMWB	INDUSTRY PARTNERS	USER GUIDES	CONTACT US
------	----------	------------	----------------	----------------------------	-------------------	-------------	------------

LOGIN

The following page requires that you log in using your member information that was provided to you.

- If you are an existing Fort McMurray Chamber of Commerce member and have been qualified to receive **RED Link** benefits, please log in
- If you are not yet a Fort McMurray Chamber of Commerce member and would like to take advantage of **RED Link**, please [click here](#) for more details
- If you are not a Fort McMurray Chamber of Commerce member, but would like to post work opportunities that will be available to our members, please contact our office and we will provide you with access

Username

Password

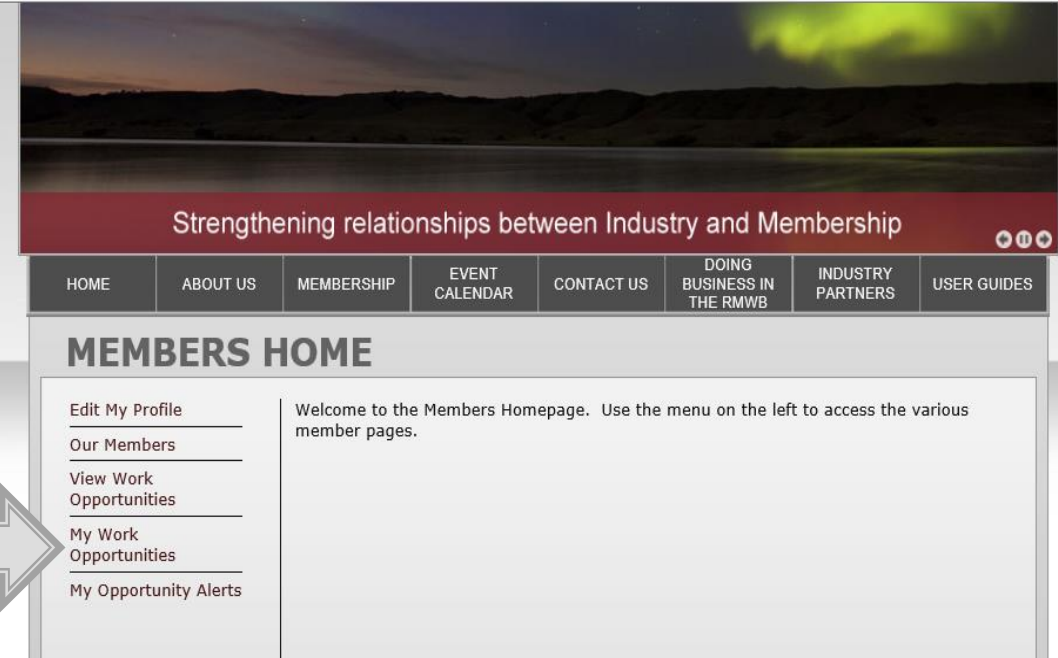
[Forgot your password?](#)
[Register](#)



Step 3:

On this page you have the option to:

- Edit your profile
- Access the **RED Link** Member list
- View current work opportunities
- View/post your work opportunities
- Set up/add opportunity alerts



The screenshot shows the 'MEMBERS HOME' page. At the top is a banner with the text 'Strengthening relationships between Industry and Membership' and three social media icons. Below the banner is a navigation menu with the following items: HOME, ABOUT US, MEMBERSHIP, EVENT CALENDAR, CONTACT US, DOING BUSINESS IN THE RMWB, INDUSTRY PARTNERS, and USER GUIDES. The main content area is titled 'MEMBERS HOME' and contains a list of links on the left: Edit My Profile, Our Members, View Work Opportunities, My Work Opportunities, and My Opportunity Alerts. A welcome message on the right reads: 'Welcome to the Members Homepage. Use the menu on the left to access the various member pages.' A grey arrow points from the text 'This is where you post opportunities' to the 'View Work Opportunities' link.

Strengthening relationships between Industry and Membership

HOME ABOUT US MEMBERSHIP EVENT CALENDAR CONTACT US DOING BUSINESS IN THE RMWB INDUSTRY PARTNERS USER GUIDES

MEMBERS HOME

Edit My Profile
Our Members
View Work Opportunities
My Work Opportunities
My Opportunity Alerts

Welcome to the Members Homepage. Use the menu on the left to access the various member pages.

This is where you post opportunities



Step 4:

- “ My Work Opportunities ” shows all your posted work opportunities
- Click on “ Click here to post a new Work Opportunity to start the process

Strengthening relationships between Industry and Membership

HOME ABOUT US MEMBERSHIP EVENT CALENDAR CONTACT US DOING BUSINESS IN THE RMWB INDUSTRY PARTNERS USER GUIDES

MY WORK OPPORTUNITIES

Edit My Profile
Our Members
View Work Opportunities
My Work Opportunities
My Opportunity Alerts

Post Opportunity
[Click here to post a new Work Opportunity](#)

My Work Opportunities

You have not yet posted any work opportunities.



Step 5:

- Fill in the blank lines accordingly
- Selecting the right category will make sure that Full Members with this commodity in their profile will receive an opportunity alert, once your posting has been added
- It is mandatory to fill in a phone number and email address
- Once you have included all the information in your work opportunity, click “add”.

MY WORK OPPORTUNITIES

[Edit My Profile](#)
[View Work Opportunities](#)
[My Work Opportunities](#)
[My Opportunity Alerts](#)
[Manage Users](#)

Post Work Opportunity

Company Fort McMurray Chamber of Commerce **Hide Company Name**

Opportunity Title

Category

Project **# Visits (Hits)** 0

Reference Number **Start Display Date** Jul 21, 2014

Posted By (Name) Lana Maloney **End Display Date**

Poster Department **End Time (Optional - MST)**

Poster Phone **Tags**

Poster Email

Work Description

Work Qualifications

Display on

Fort McMurray Chamber of Commerce
 NAABA
 Fort McMurray Construction Association

* Posting may not be displayed on other sites until approved by that site.

Mandatory

